

WILLOW NARROW WALL LIGHT (US WIRED)



LIGHT SOURCE:

1 X INTEGRATED LED MODULE
2700K / 6W / 600LM

DIMMING:

PHASE (MAINS) DIMMING

VOLTAGE:

120V AC

CERTIFICATIONS:

UL (ON REQUEST)
IP65

MATERIALS:

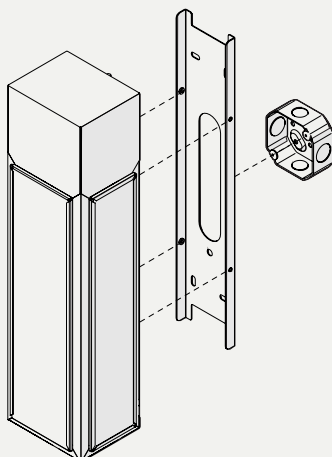
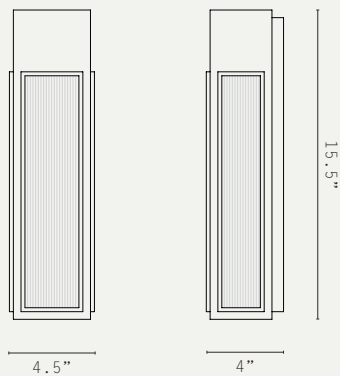
BRASS, GLASS

MOUNTING:


FIXES OVER 4" OCTAGONAL J-BOX
WEIGHT - 4.5 LB (APPROX)

ADDITIONAL INFO:

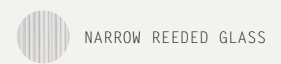
DESIGNED BY WILL EARL 2025
MADE IN ENGLAND



METAL FINISHES:



GLASS OPTIONS:



PRODUCT CODES:

U.WIL.100.AB.NRG - ANTIQUE BRASS / NARROW REEDED GLASS
U.WIL.100.BZ.NRG - BRONZE / NARROW REEDED GLASS