

## SPOT SWITCHED WALL LIGHT (US WIRED)



### LIGHT SOURCE:

GU10 LAMP BASE (4W MAX, LED)  
1.4" MAX DIAMETER

### LAMP SUPPLIED:

1 X GU10 MR11 / 3000K / 4W /  
250 LUMENS / 36° BEAM

### DIMMABLE:

ON/OFF TOGGLE SWITCH ON  
BACKPLATE

### VOLTAGE:

120V AC

### CERTIFICATIONS:

UL / cUL



### MATERIALS:

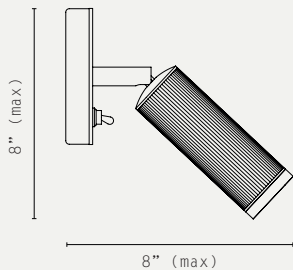
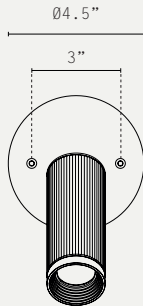
BRASS

### WEIGHT:





2.5 LB (APPROX)

### ADDITIONAL INFO:

MOUNTS DIRECTLY TO STANDARD 4"  
JUNCTION BOX  
DESIGNED BY WILL EARL 2019  
MADE IN ENGLAND



### METAL FINISHES:

-  ANTIQUE BRASS
-  BRONZE
-  SATIN BRASS
-  SATIN NICKEL

### PRODUCT CODES:

- U.SP.W1.AB - ANTIQUE BRASS
- U.SP.W1.BZ - BRONZE
- U.SP.W1.SB - SATIN BRASS
- U.SP.W1.SN - SATIN NICKEL