

SPOT PRO WALLWASH 250 (US WIRED)



LIGHT SOURCE:

GU10 (6W MAX, LED ONLY)

MATERIALS:

BRASS

LAMP SUPPLIED:

1 X GU10 / 2700K / 6W / 350
LUMENS / 97 CRI / 36° BEAM

MOUNTING:

FITS TO 4" OCTAGONAL J-BOX.
WEIGHT: 2 LB (APPROX)

DIMMING:

PHASE DIMMING

ADDITIONAL INFO:

350° ROTATION / 90° TILT
DESIGNED BY WILL EARL 2023
MADE IN ENGLAND





VOLTAGE:

120V AC

CERTIFICATIONS:

UL (ON REQUEST)

METAL FINISHES:

-  ANTIQUE BRASS
-  BRONZE
-  SATIN BRASS
-  SATIN NICKEL

PRODUCT CODES:

U.SPP.W25.AB - ANTIQUE BRASS
U.SPP.W25.BZ - BRONZE
U.SPP.W25.SB - SATIN BRASS
U.SPP.W25.SN - SATIN NICKEL

